Hello, Porfolio IT BA

SCROLL DOWN
TO KNOW MORE

My name is Linh and I am a designer, but this is not a design portfolio but an IT BA portfolio. In this portfolio, I will summarize the knowledge that I have learned at VTI Academy

Requirements Analysis

Analyzing requirements and receiving requirements is the first job the BA must do, planning and collecting information from customers after each meeting. Work with the product team to develop products, estimate progress, and avoid product maintenance errors

Get Non-Funcial or Function property request types

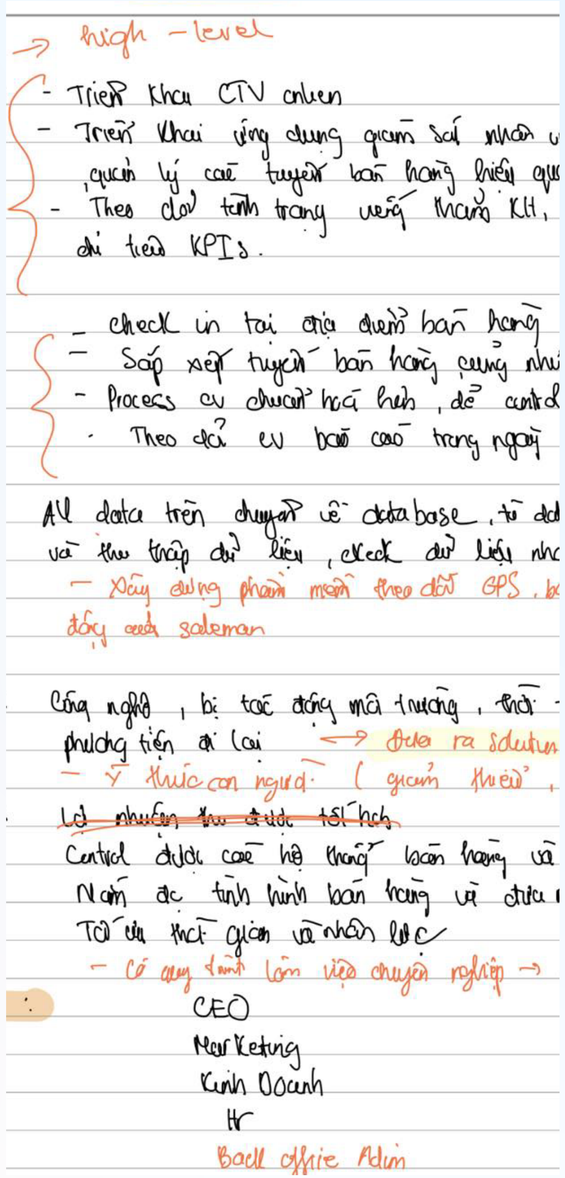

BA Core Concept Model

When customer needs have problems that need to be solved, apply BACCM with 6 elements to solve the problem: Needs, Change, Solution, Context, Value, Stakeholders. Apply these 6 factors to the needs of customers because of the problems they encounter

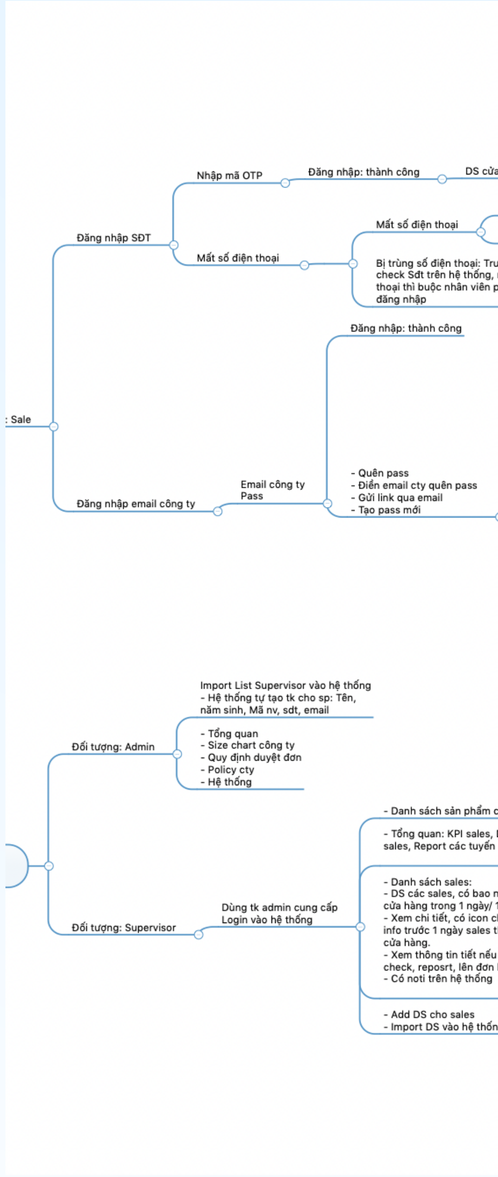

Plan Business Analysis

Summarize preliminary analysis information, list which features are suitable for the product. Apply A/B testing in the product development process to achieve optimal output products.

Communicate clear business analysis information and work with project participants. Blame the timeline for slipping during work.

Function List & User Story

Fuction List: In Function there are 1 or more use cases. Decomposition of features

User Story: Overview of user needs/requirements. Express professional expectations without confusing actions and tasks

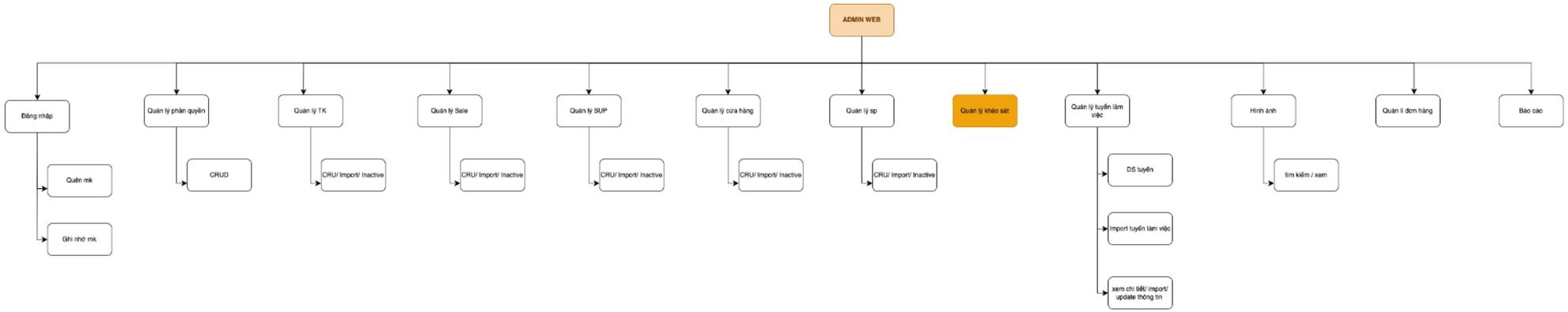

Business Process (BPMN)

Is a diagram describing business processes, defining software structure, features, and functions. Describe the overall picture of the project system.

The first thing to do is identify the end user, determine the starting and ending points, determine the function/ milestone, and describe in detail the Activety of each milestone.

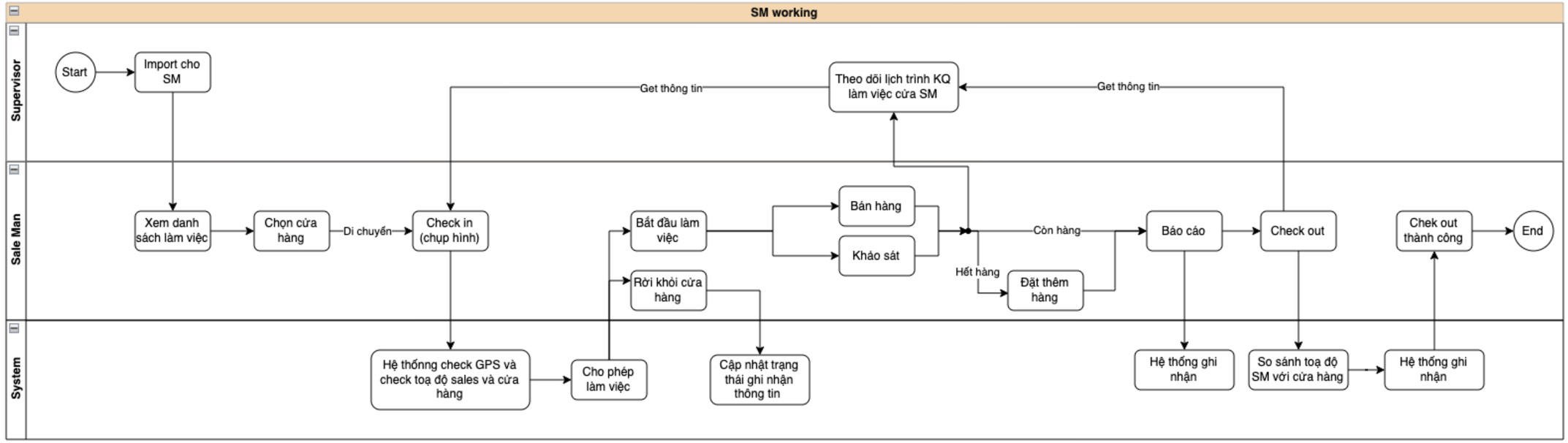

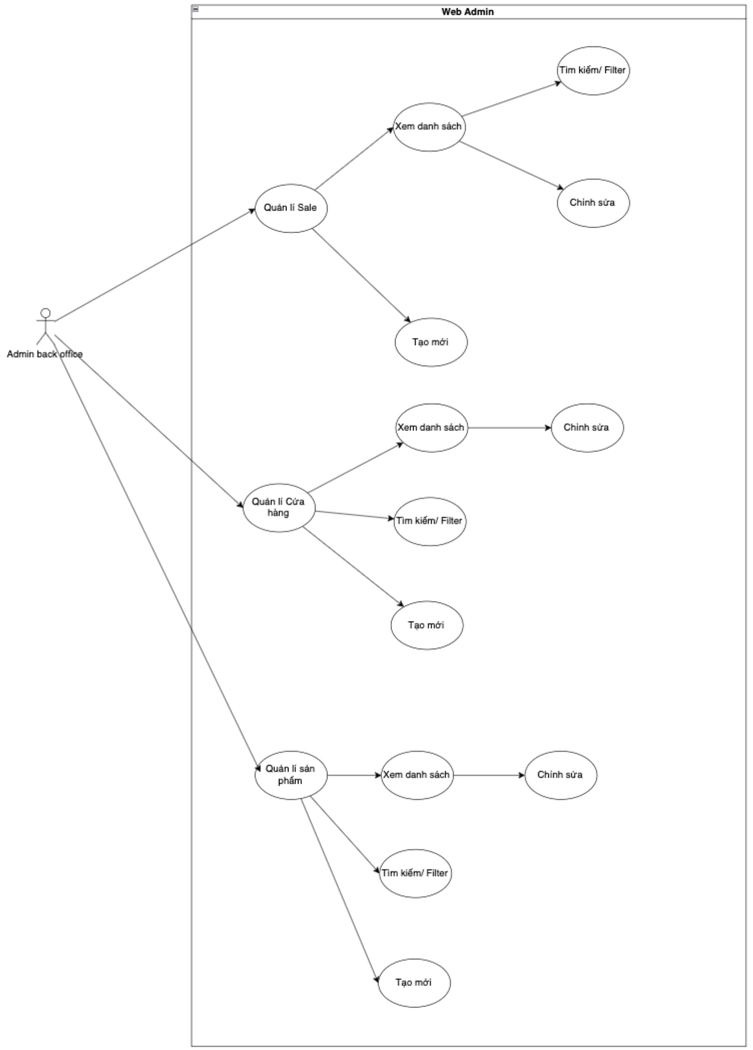

Use Case Diagram

UML is a collection of different types of diagrams and representational details. System features:

- Activity Diagram
- Sequence Diagram
- Use Case Diagram

Use Case Diagram is the cases the user encounters and the actions of the system. The system and the people, who will be the users or stakeholders related to that feature

Use Case Specification

👉 **Click SRS Here:** https://docs.google.com/document/d/1nqMoPlhGBjDBSq8MdD5TpaPFpsZE5oRWcA-cElieYbw/edit?usp=sharing

Specific description

Description of occurring features, technical language features

Overview

Use case name, Use case ID, Descroption, Actor, Priority, Tringger, Pe-Condition, Post-Condition

Basic Flow/ Main Flow

Focus the specification on key flows and happy cases, the ideal flow has a successful outcome.

Alter Native Flow

Flow alternates between actors and systems such as successful use cases, no results, and failed searches
Rues: Non-functional regulations

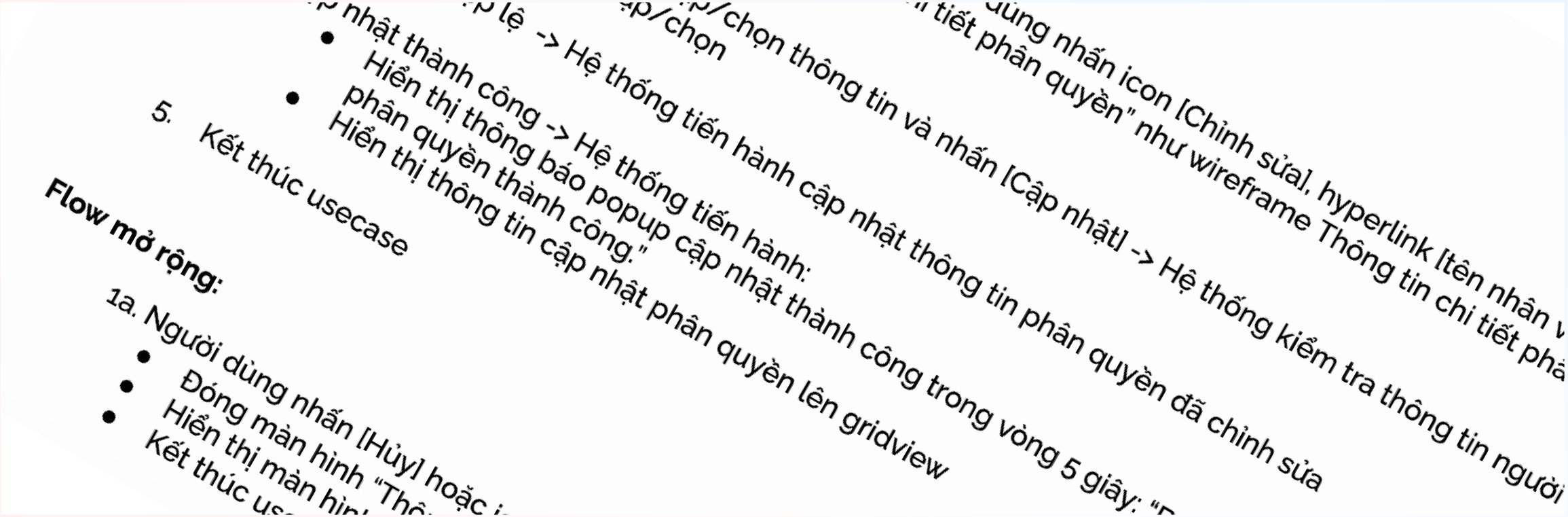

Wireframe

👉 **Click WF Here:** https://www.figma.com/file/HDVdwfpn3qX4eiKQznYbU9/WF-SALES?type=design&node-id=13%3A78&mode=design&t=NgkBQQUXAQEzggzw-1

Things to do before drawing Wireframe. Identify features - function list. Identify screens and information. Shape the appropriate layout for each interface feature, linking screens into a navigation flow

Wireframes, also known as skeletons or wire structures, are an important visual step for structural-level interface design. A Wireframe is often used to arrange functionality and content on a website.

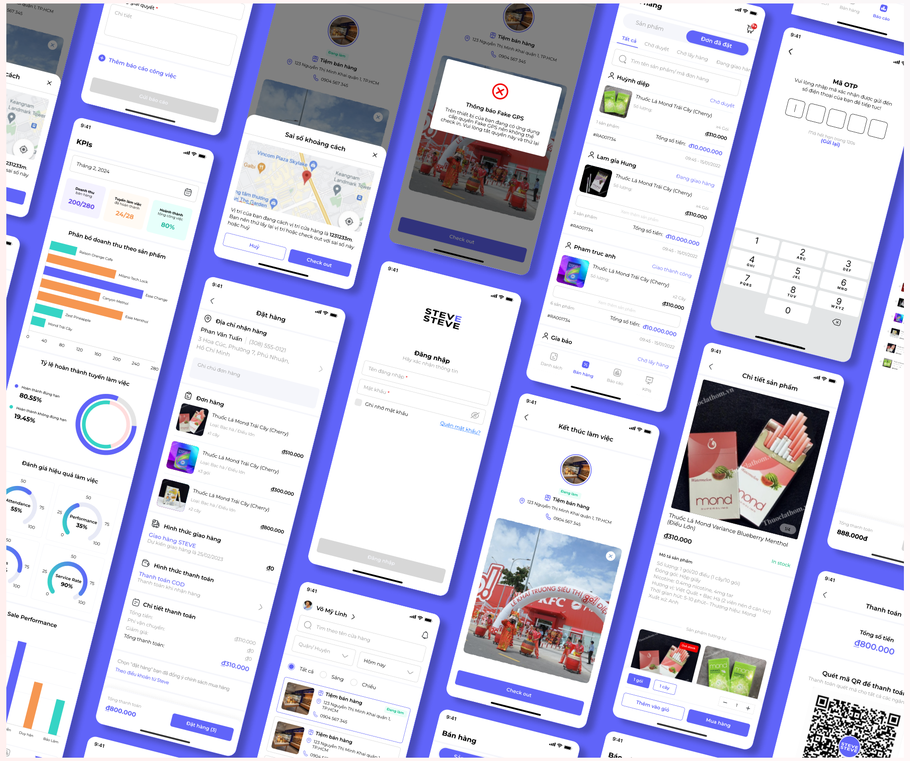

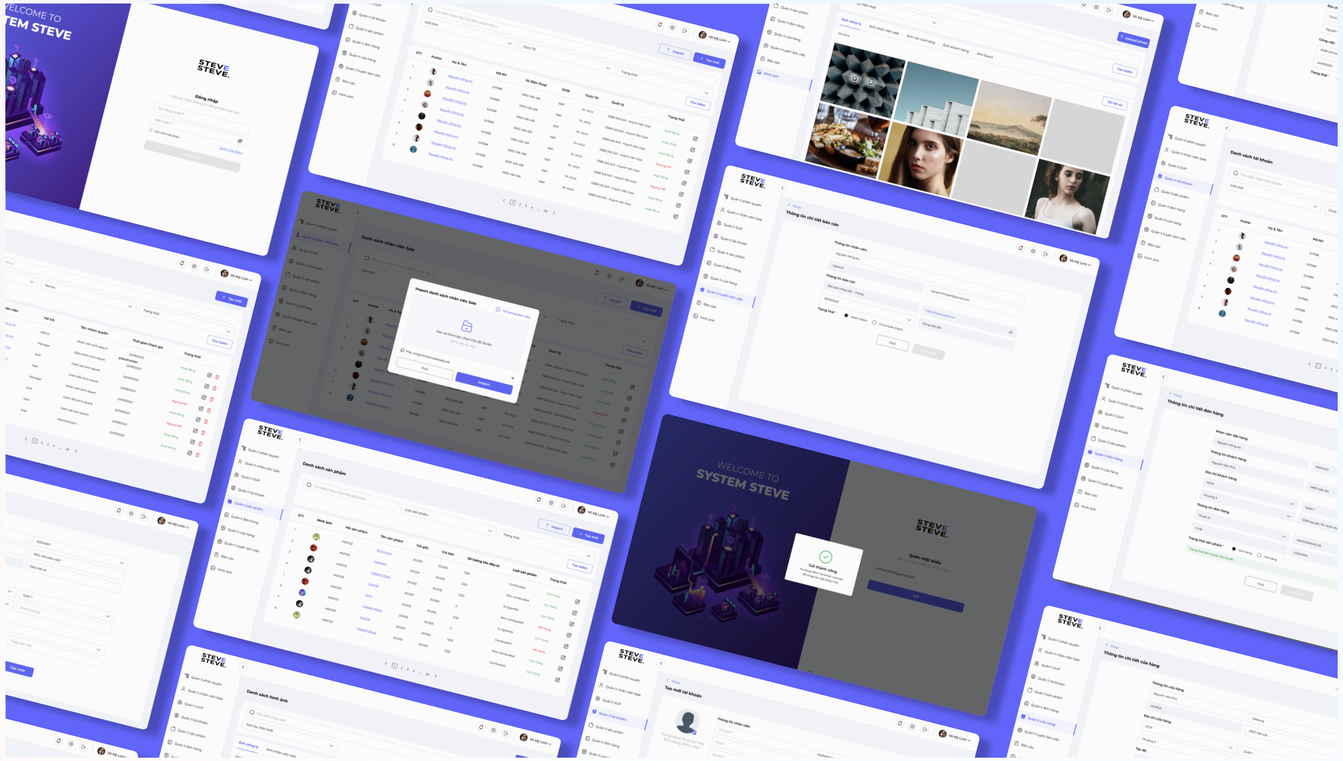

Activity Diagram

Activity Diagram is a diagram that describes the system's processing flow, located in the system analysis step. Describes a certain flow in the system

👉 **Click AD Here:** file:///Users/milin/Documents/AD.pdf

AD check in of the Sales employee management application

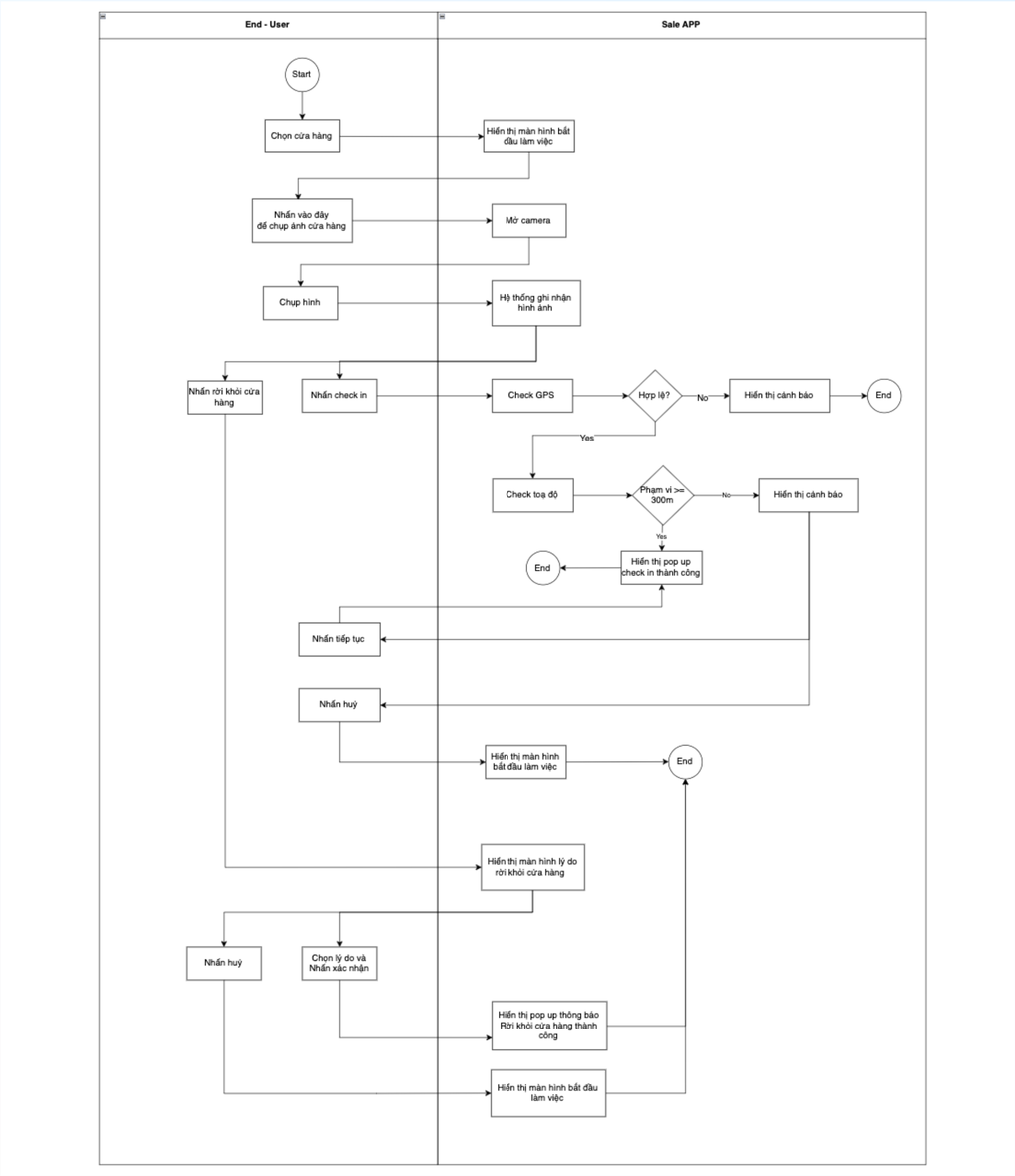

ER
Reality Model

ER entity relationship diagram is a sales management model used to simulate relationships between entities such as people, things, and related concepts in a specific system or field.
An ER model will include specific entities, which will have interrelated relationships in different sales situations.

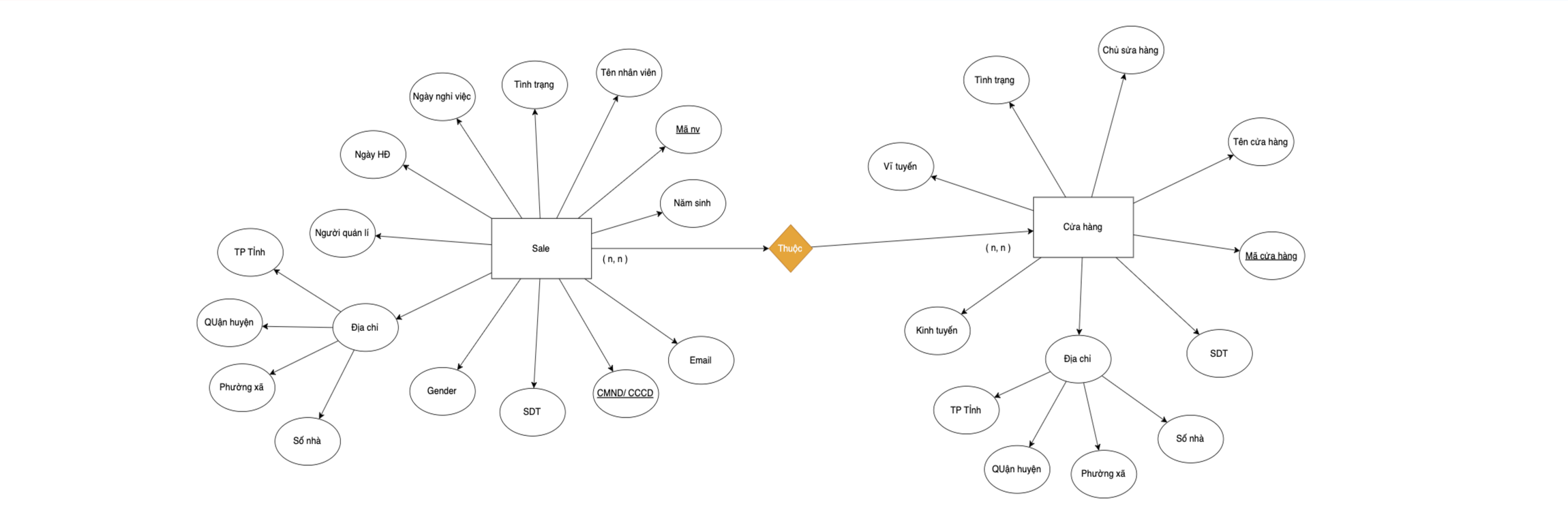

DataBase

The BA position is not the main Database, but if the BA understands it and how to analyze the system's processing flow, it will help the BA have a better grasp of the technical aspects.

Equipment Code	Name	Type	Manufacturer	Year of manufacture	Number of years of warranty	Wattage	Maintenance Freq by	Number of Maintenance Freq	Production Line	Production Stage	Machine/ Machine cluster	Ma
123	Máy Lọc	PD1	M Chế tạo	2022	2 năm	220w	Năm	2 lần 1 năm			LG	Sa

Equipment Code	Name	Type	Manufacturer	Production Line	Production Stage	Management department	ID_Time Product	State
123	Máy Lọc	PD1	M Chế tạo	PL1	PS1	Sale	34	Active

Production Line

iD	Name
234	PL1
235	PL2
236	PL3

Production Stage

iD	Name
01	PS1
02	PS2
03	PS3

Production Stage1

iD	Name_Production Stage
234	PS1
234	PS2
234	PS3

Production Stage2

iD	Name_Production Stage
235	PS1
235	PS2
235	PS3

Production Stage3

iD	Name_Production Stage
236	PS1
236	PS2
236	PS3

Type

ID	Name type
T123	PD1
T124	PD2
T125	PD3

Machine/ Machine cluster

ID	Name type
M123	LG
M124	SS
M125	SUN

Management department

ID	Name type
MD1	SALE 1
MD2	SALE 2
MD3	SALE 3

Maintenance Freq by

ID	Name type
MFB1	YEAR
MFB2	MONTH
MFB3	DAY

Time Product

iD	Year of manufacture	Number of years of warranty	Wattage	Maintenance Freq by	Number of Maintenance Freq	Machine/ Machine cluster
34	2022	2 năm	220w	YEAR	2 lần 1 năm	LG
35	2023	3 năm	220w	MONTH	1 lần 1 năm	SS
36	2024	4 năm	220w	DAY	3 lần 1 năm	SUN

Thank You For Watching!